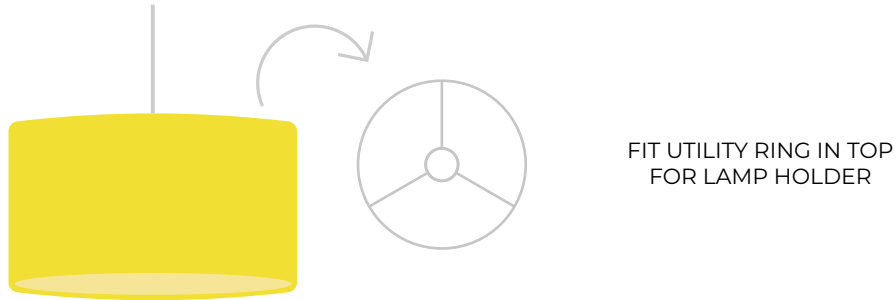




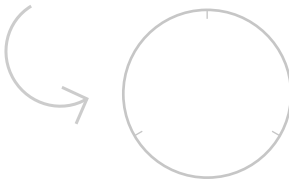
How to Make a 4 Tier Lampshade

Using Tier Frames supplied by Dannells.com
Make the two lampshades following the diagram below for ring placement.



FIT UTILITY RING IN TOP FOR LAMP HOLDER

Lampshade 1

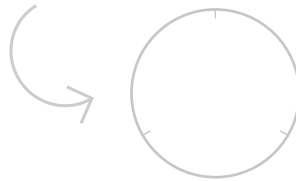


FIT CONNECTION RING IN BOTTOM TO CONNECT LAMPSHADE 2
NOTE: Hooks on ring must face down



FIT PLAIN RING IN TOP

Lampshade 2




FIT CONNECTION RING IN BOTTOM TO CONNECT LAMPSHADE 2
NOTE: Hooks on ring must face down



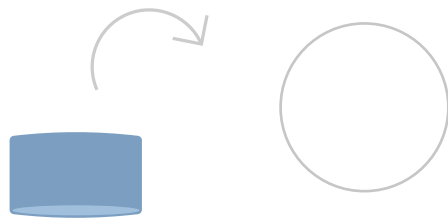
FIT PLAIN RING IN TOP

Lampshade 3



FIT CONNECTION RING IN BOTTOM TO CONNECT LAMPSHADE 2
NOTE: Hooks on ring must face down





FIT PLAIN RING IN TOP AND
BOTTOM

Lampshade 4



HOOKS ON CONNECTION RINGS
GRIP THE PLAIN RINGS